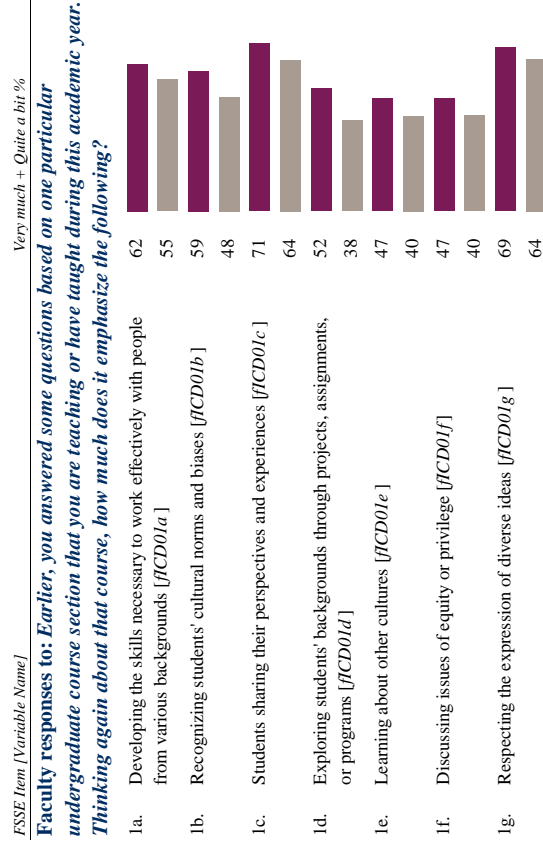
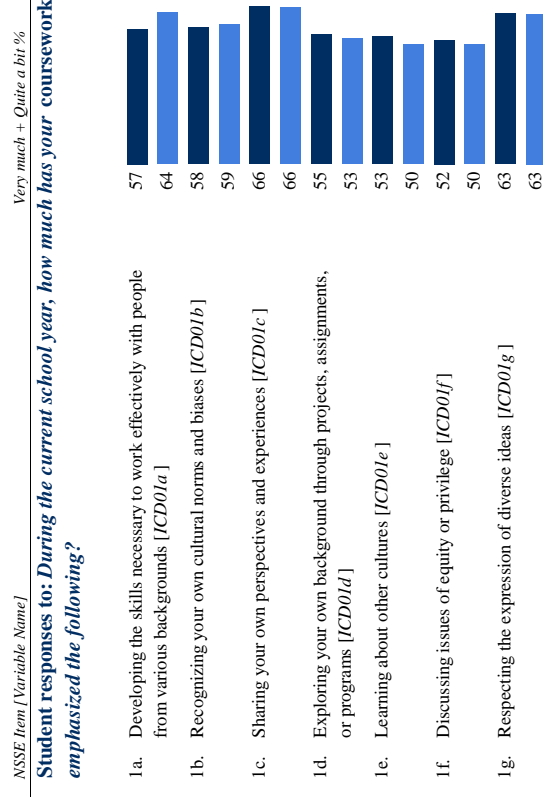

FSSE 2020
Inclusiveness & Engagement with Diversity
Topical Module
University of Kentucky

Faculty Responses



Student Responses (from NSSE 2020)



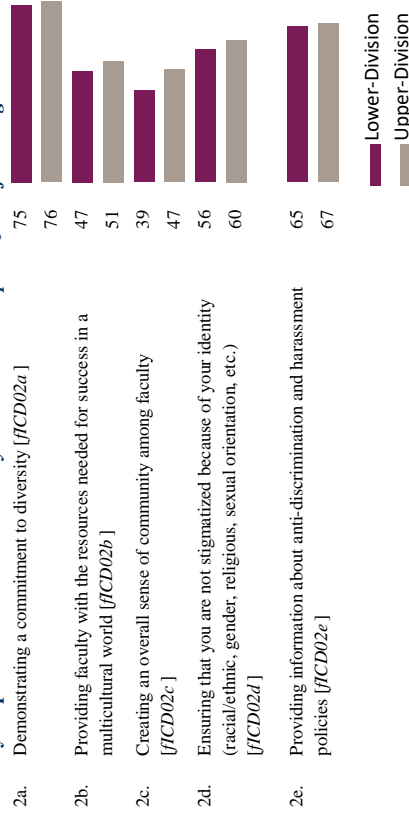
Very much + Quite a bit %

Very much + Quite a bit %

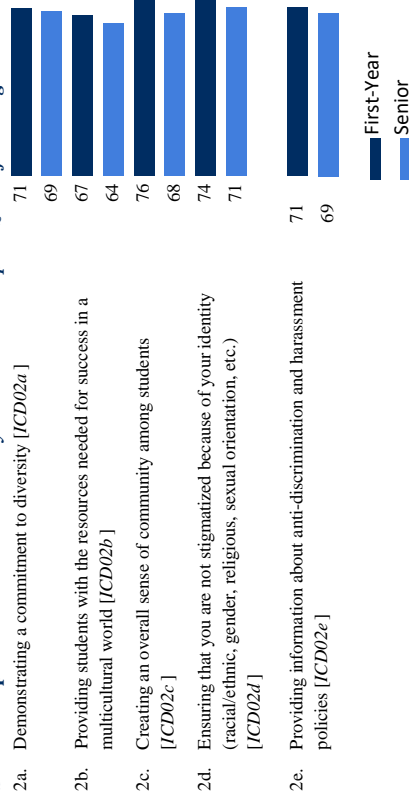
FSSE Item [Variable Name]

NSSE Item [Variable Name]

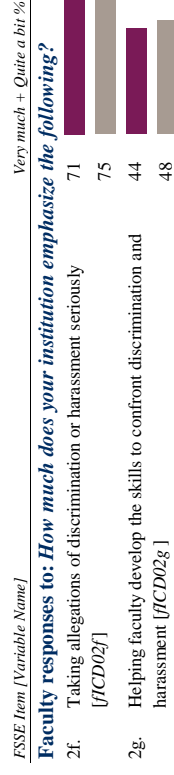
Faculty responses to: How much does your institution emphasize the following?



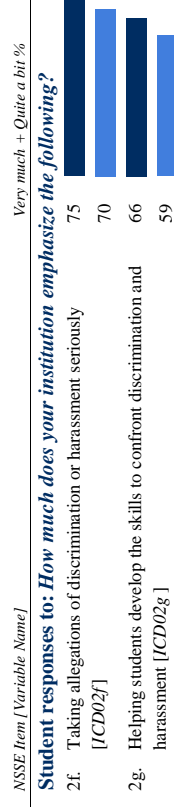
Student responses to: How much does your institution emphasize the following?



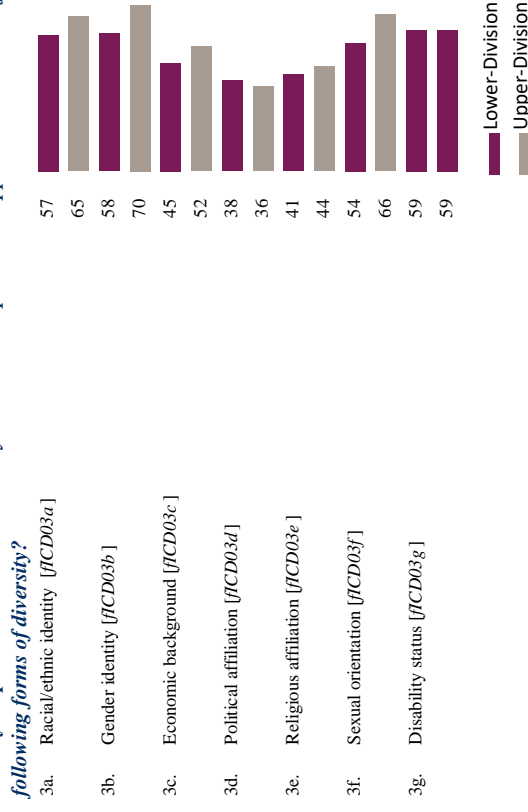
Faculty Responses



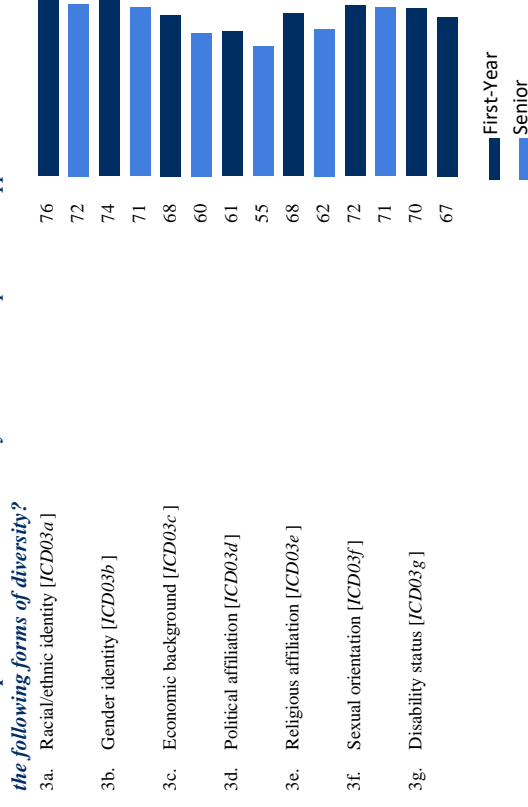
Student Responses (from NSSE 2020)



Faculty responses to: How much does your institution provide a supportive environment for the following forms of diversity?



Student responses to: How much does your institution provide a supportive environment for the following forms of diversity?



FSSE 2020 Inclusiveness & Engagement with Diversity

Topical Module Frequencies

University of Kentucky

			Lower Division		Upper Division		Total		
	Var. Name	Response Options	Count	%	Count	%	Count	%	
1. Earlier, you answered some questions based on one particular undergraduate course section that you are teaching or have taught during this academic year. Thinking again about that course, how much does it emphasize the following? On the core FSSE survey, respondent must answer "Yes" to #7 (that they teach an undergraduate course) to receive the items in #1 in this item set.									
a.	Developing the skills necessary to work effectively with people from various backgrounds	fICD01a	Very little	20	13	28	13	48	13
			Some	38	25	71	32	109	29
			Quite a bit	55	36	67	30	122	33
			Very much	39	26	56	25	95	25
			Total	152	100	222	100	374	100
b.	Recognizing students' cultural norms and biases	fICD01b	Very little	24	16	48	22	72	19
			Some	39	25	67	30	106	28
			Quite a bit	39	25	61	28	100	27
			Very much	51	33	45	20	96	26
			Total	153	100	221	100	374	100
c.	Students sharing their perspectives and experiences	fICD01c	Very little	11	7	25	11	36	10
			Some	34	22	56	25	90	24
			Quite a bit	43	28	72	32	115	31
			Very much	65	42	69	31	134	36
			Total	153	100	222	100	375	100
d.	Exploring students' backgrounds through projects, assignments, or programs	fICD01d	Very little	36	24	71	32	107	29
			Some	38	25	66	30	104	28
			Quite a bit	42	27	43	19	85	23
			Very much	37	24	41	19	78	21
			Total	153	100	221	100	374	100
e.	Learning about other cultures	fICD01e	Very little	36	23	61	27	97	26
			Some	45	29	72	32	117	31
			Quite a bit	28	18	39	18	67	18
			Very much	45	29	50	23	95	25
			Total	154	100	222	100	376	100
f.	Discussing issues of equity or privilege	fICD01f	Very little	38	25	63	29	101	27
			Some	43	28	69	31	112	30
			Quite a bit	29	19	42	19	71	19
			Very much	44	29	47	21	91	24
			Total	154	100	221	100	375	100
g.	Respecting the expression of diverse ideas	fICD01g	Very little	17	11	28	13	45	12
			Some	31	20	52	23	83	22
			Quite a bit	48	31	72	32	120	32
			Very much	58	38	70	32	128	34
			Total	154	100	222	100	376	100
2. How much does your institution emphasize the following?									
a.	Demonstrating a commitment to diversity	fICD02a	Very little	3	2	3	1	6	2
			Some	36	24	51	23	87	23
			Quite a bit	77	50	98	44	175	47
			Very much	37	24	71	32	108	29
			Total	153	100	223	100	376	100
b.	Providing faculty with the resources needed for success in a multicultural world	fICD02b	Very little	13	9	15	7	28	7
			Some	68	45	94	42	162	43
			Quite a bit	49	32	82	37	131	35
			Very much	22	14	31	14	53	14
			Total	152	100	222	100	374	100
c.	Creating an overall sense of community among faculty	fICD02c	Very little	27	18	26	12	53	14
			Some	67	44	91	41	158	42
			Quite a bit	40	26	72	32	112	30
			Very much	19	12	33	15	52	14
			Total	153	100	222	100	375	100

FSSE 2020 Inclusiveness & Engagement with Diversity

Topical Module Frequencies

University of Kentucky

			Lower Division		Upper Division		Total		
	Var. Name	Response Options	Count	%	Count	%	Count	%	
d.	Ensuring that you are not stigmatized because of your identity (racial/ethnic, gender, religious, sexual orientation, etc.)	fICD02d	Very little	15	10	16	7	31	8
		Some	52	34	73	33	125	34	
		Quite a bit	56	37	84	38	140	38	
		Very much	28	19	48	22	76	20	
		Total	151	100	221	100	372	100	
e.	Providing information about anti-discrimination and harassment policies	fICD02e	Very little	7	5	10	5	17	5
		Some	45	30	64	29	109	29	
		Quite a bit	66	44	91	41	157	42	
		Very much	32	21	57	26	89	24	
		Total	150	100	222	100	372	100	
f.	Taking allegations of discrimination or harassment seriously	fICD02f	Very little	16	11	10	5	26	7
		Some	28	18	44	20	72	19	
		Quite a bit	69	45	92	42	161	43	
		Very much	39	26	74	34	113	30	
		Total	152	100	220	100	372	100	
g.	Helping faculty develop the skills to confront discrimination and harassment	fICD02g	Very little	21	14	34	15	55	15
		Some	64	42	81	37	145	39	
		Quite a bit	47	31	60	27	107	29	
		Very much	21	14	45	20	66	18	
		Total	153	100	220	100	373	100	
3. How much does your institution provide a supportive environment for the following forms of diversity?									
a.	Racial/ethnic identity	fICD03a	Very little	11	7	9	4	20	5
		Some	54	36	69	31	123	33	
		Quite a bit	49	32	86	39	135	36	
		Very much	38	25	58	26	96	26	
		Total	152	100	222	100	374	100	
b.	Gender identity	fICD03b	Very little	7	5	8	4	15	4
		Some	57	38	59	27	116	31	
		Quite a bit	56	37	95	43	151	40	
		Very much	32	21	60	27	92	25	
		Total	152	100	222	100	374	100	
c.	Economic background	fICD03c	Very little	20	13	18	8	38	10
		Some	63	41	88	40	151	40	
		Quite a bit	49	32	72	32	121	32	
		Very much	20	13	44	20	64	17	
		Total	152	100	222	100	374	100	
d.	Political affiliation	fICD03d	Very little	31	20	46	21	77	21
		Some	63	41	97	44	160	43	
		Quite a bit	41	27	54	24	95	25	
		Very much	17	11	25	11	42	11	
		Total	152	100	222	100	374	100	
e.	Religious affiliation	fICD03e	Very little	24	16	33	15	57	15
		Some	66	43	90	41	156	42	
		Quite a bit	42	28	60	27	102	27	
		Very much	20	13	37	17	57	15	
		Total	152	100	220	100	372	100	
f.	Sexual orientation	fICD03f	Very little	9	6	12	5	21	6
		Some	61	40	63	29	124	33	
		Quite a bit	49	32	86	39	135	36	
		Very much	33	22	59	27	92	25	
		Total	152	100	220	100	372	100	
g.	Disability status	fICD03g	Very little	13	9	18	8	31	8
		Some	49	32	72	33	121	32	
		Quite a bit	59	39	77	35	136	36	
		Very much	31	20	54	24	85	23	
		Total	152	100	221	100	373	100	